

INVESTMENT OBJECTIVE

The objective of the 8AM CleverMPS 8 is to deliver long term capital growth with a high attitude to risk as defined by Dynamic Planner, by investing in a diversified range of asset types.

8AM CLEVER MANAGED PORTFOLIO SERVICE

Our Managed Portfolio Service (MPS) consists of five portfolios, each with its own risk profile and objective. The service is available to investors on platforms, via a professional adviser. The MPS portfolio strategy incorporates the Clever fund selection and monitoring process. This structure benefits from algorithmic and analytical investment research capabilities, free from many of the behavioural finance vagaries of more traditional approaches.

Our Risk Target Managed solutions are designed to help maintain consistent returns in line with agreed attitudes to risk via Dynamic Planner.



KEY INFORMATION

Minimum Investment
Platform Dependent

Typical Investor Profile
Adventurous

Model Inception
8th December 2021

Ex-Ante Transaction Costs (Underlying Funds)
0.13%

Rebalance Frequency
Quarterly

Underlying Fund OCF
0.62%

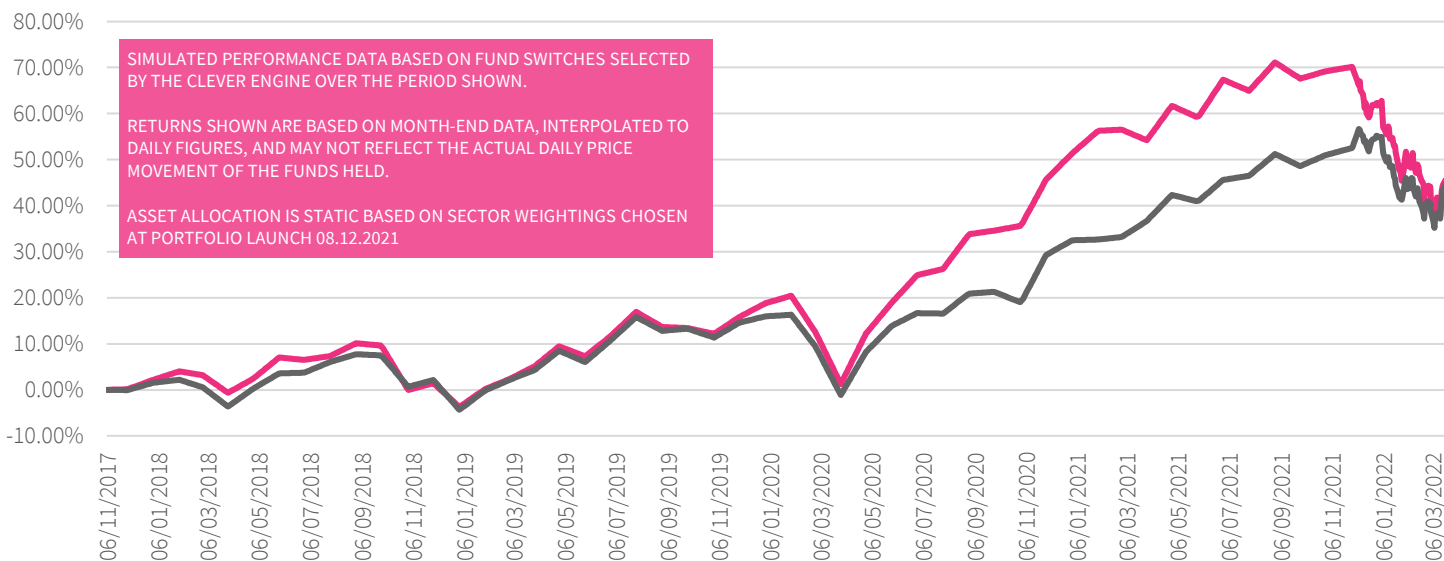
Investment Manager
8AM Global Ltd

AMC
0.27% + VAT

FUND SWITCHES MADE

Fund switch number	Sector	Old Fund Pick	New Fund Pick
1	Asia Pacific Excluding Japan	↓ Fidelity Asia Pacific Opportunities W Acc	↑ iShares Pacific ex Japan Equity Index (UK) D Acc

SIMULATED 8AM CLEVERMPS 8 PERFORMANCE SINCE MAIN SUITE INCEPTION



- 8AM CleverMPS 8 (Simulated & Live) **[48.30%]**
- IA Global (Simulated & Live) **[47.18%]**

Source: Simulated Month-End data - 06.11.2017 - 08.12.2021: Clever Adviser Technology Limited
Source: Daily Portfolio Performance Data: - 08.12.2021 - Onwards: 8AM Global Limited

PORTFOLIO PERFORMANCE SINCE LAUNCH

Period	Model	Benchmark
Three months	-8.63%	-4.95%
Six months	N/A	N/A
One year	N/A	N/A
Two years	N/A	N/A
Three Years	N/A	N/A
YTD	N/A	N/A

DISCRETE ANNUAL PERFORMANCE

Source: 8AM Global Ltd

Period	Model	Benchmark
2018	N/A	N/A
2019	N/A	N/A
2020	N/A	N/A

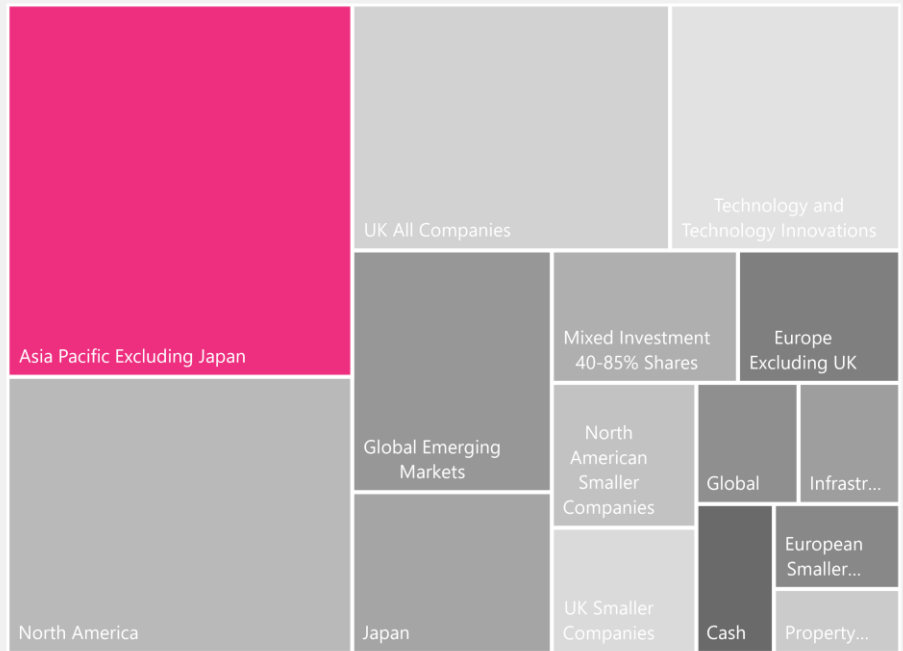
MODEL 8 TOP 10 HOLDINGS

Source: 8AM Global Ltd

iShares Pacific ex Japan Equity Index (UK) D Acc	11.09%
Jupiter Asian Income I Acc	11.08%
L&G Global Technology Index Trust I Acc	9.78%
AXA Framlington American Growth Z Acc	9.22%
Fidelity Emerging Markets W Acc	8.32%
iShares US Equity Index (UK) D Acc	7.24%
Threadneedle Japan ZNA GBP	5.55%
Slater Growth P Acc	4.50%
iShares UK Equity Index (UK) D Acc	4.50%
Invesco UK Opportunities (UK) Z Acc	4.50%

IA SECTOR ALLOCATION

Asia Pacific Excluding Japan	22.17%
North America	16.46%
UK All Companies	13.50%
Technology and Technology Innovations	9.78%
Global Emerging Markets	8.32%
Japan	5.55%
Mixed Investment 40-85% Shares	4.25%
Europe Excluding UK	3.70%
North American Smaller Companies	3.62%
UK Smaller Companies	3.13%
Global	2.14%
Infrastructure	2.13%
Cash	2.00%
European Smaller Companies	1.85%
Property Other	1.40%



Source: 8AM Global Ltd

RISK & OVERSIGHT PROCESS

We ensure that the risk profile of each model is maintained and balanced in line with expected volatility boundaries and the strategic asset allocations provided by Dynamic Planner for each risk profile.

A Clever fund selection and monitoring process is run across all sectors on a monthly basis to identify the most suitable funds for use within the portfolios and subsequent changes to portfolio shape are made as required.

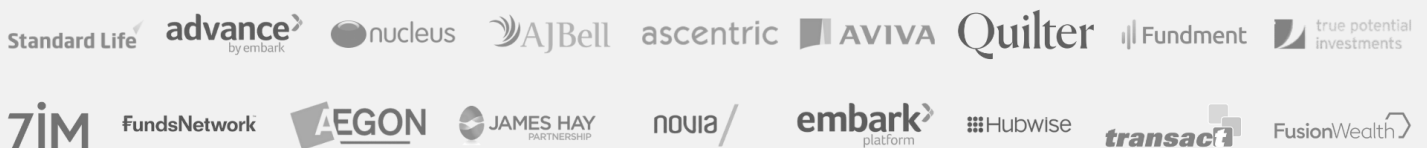
As part of this ongoing process – Dynamic Planner provide oversight of any prospective portfolio changes, to assist in managing the models to ensure the continuous adherence to the targeted Dynamic Planner risk profile.

RETURNS AND CONFLICT OF INTEREST

Any returns shown are cumulative and net of the underlying holdings' management fees and expenses based on the cheapest share class available. They do not include the fees charged by 8AM Global, the adviser or the platform. The returns are calculated through 8AM Global, and assume a single trading date in relation to any changes to underlying holdings which will not necessarily be the date that actual platform transactions occurred. Therefore the actual performance will be lower once the above referenced charges have been taken into account. The performance shown is provided for illustrative purposes only and should not be viewed as the performance of an actual account.

The 8AM CleverMPS may, at the discretion of the investment management team use exposure to select 8AM funds within the portfolio. These funds are used as separate sub-strategies within the MPS and are powered by the CleverEngine. There is no 8AM fund management charge levied on any of the 8AM shareclasses utilised within the MPS.

AVAILABLE VIA



CONTACT INFORMATION

Clever Adviser Technology
 Watergate House, Watergate Street
 Chester, Cheshire CH1 2LF
T: 01244 346 343
E: mail@cleveradviser.com
W: cleveradviser.com

Clever.

8AM Global Ltd
 The Thatched Office, Kimpton,
 Andover, Hampshire SP11 8PG
T: +44 (0)1424 777 600 / +44 (0)7837 560 571
E: portfolios@8amglobal.com
W: 8amglobal.com



IMPORTANT INFORMATION

The Managed Portfolio Service is managed by 8AM Global Ltd. 8AM GLOBAL is authorised and regulated by the Financial Conduct Authority. The information provided in this document has been provided from sources by us believed to be reliable and accurate and 8AM GLOBAL LTD does not accept any liability for the accuracy of the contents.

Please note that past performance is not necessarily a guide to the future and investors may not get back the amount originally invested as the value of any investment and the income from it is not guaranteed. The information in this document is not intended to provide the basis for any investment advice or recommendations.